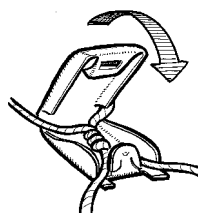


# CLIP SEAL


Sigiliu de metal

1




**Sarma:**

Trasuciti sarma in interiorul sigiliului.



**Sarma subtire**

Rasuciti sarma in jurul zonei de de pliere



**Sfoara**

Aplicati sigiliul dupa nod.

- Se monteaza cu mana
- Date si logo disponibile
- Simplu si economic
- Utilizeaza atat sarma cat si sfoara
- Previne desfacerea nodului securizat

## SPECIFICATII

**Material** -Banda cositorit

## APLICATII

- Saci postali
- Probe de laborator
- Securizare butoaie
- Genti si saci

